

# Multi-factor Authentication (MFA) Registration

To ensure we are following the highest security protocols supported by WCDSB, all staff **are required to** complete the Multi-Factor Authentication Registration.

## Purpose:

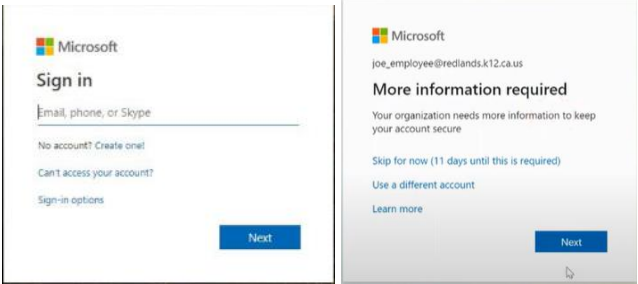
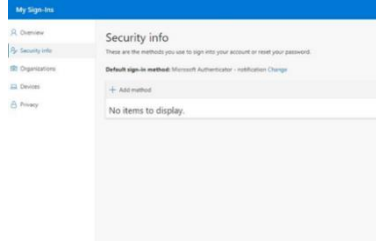
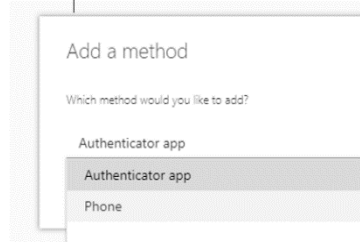
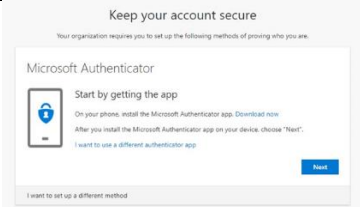

- Account verification – Allows you to access your account in the event that you are locked out, hacked or you forget your password.
- **You will not have access to email and cloud applications outside the WCDSB network if you do not complete this process.**

## Note:

- MFA methods included: Microsoft Authenticator App and Phone

## Getting Started - video or follow these steps.

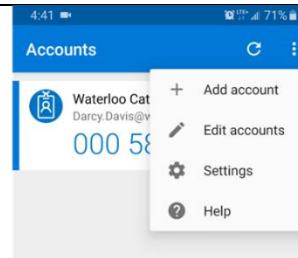
[Setting up Microsoft Multifactor Authentication - YouTube](#)

<p>On your computer – <b>During your login OR open your browser</b> &gt; go to: <a href="https://aka.ms/setupmfa">https://aka.ms/setupmfa</a></p> <p>Or Login to your computer. Complete the login steps with your WCDSB email address.</p>	
<p>After completing the login steps, Click: <b>+ Add sign-in method</b></p>	
<p>Select: <b>Authenticator app</b></p>	
<p>Leave this screen on your computer and you will come back to it after you install app on your phone. Follow the steps to install Microsoft Authenticator on <b>your mobile phone</b></p>	
<p>Go to the APP Store - Apple store for IOS or Google Play store for Android <b>on your device</b> &gt; Download the "Microsoft Authenticator" App</p>	 <p>Microsoft Authenticator</p>

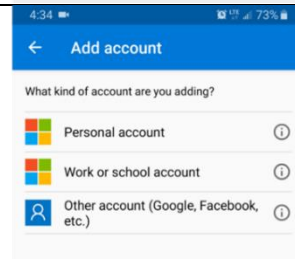
On your phone - Open the **Microsoft Authenticator App**

Click: **3 dots**

Click: **Add Account**



Click: **Work or School Account**

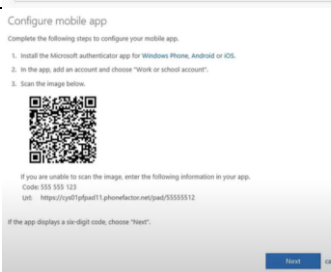


Back to your computer

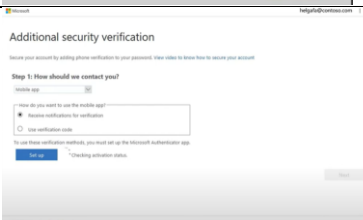
Click: **Next**



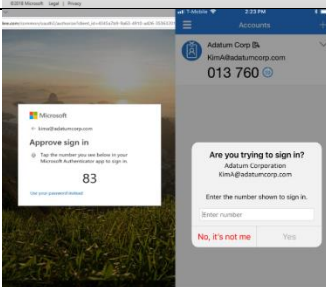
QR code will appear on your computer screen. On your phone with the Authenticator App open **Scan the code with your phone's camera.** Once scanned your computer screen will change.



On your computer – You will need to verify it worked.  
Click: **Verify**



On your phone - An approval message will be sent to your phone.  
Click: **APPROVE**



On your computer - Additional security verification in case you lose access to your mobile authenticator app – **you will enter your phone number.**  
Click: **Done**

